



Technical Overview of the goAML Web Application for STR submissions


goAML Project team
FIAU

goAML Technical Workshop



Introduction

- Replacement of current Online Submission Form
- About the new system
- Timeline
- Registration Process
- Download of XML Schema and Technical Documentation
- Questions and Answers



Replacement of current STR System

- Online Submission Form has been successfully used over the years
- Supported only PDF based STR uploads
- Lacks:
 - an online report/STR data entry form
 - a way for helping Subject Persons to know about any mistakes
 - Lacks the ability to send feedback to Subject Persons
 - Lacks capability to provide reporting history to Subject Persons

About the new System



- goAML is a purposely built system made for FIUs by UNODC
- Online report data entry forms
- Capability to upload reports in the form of XML (for larger Subject persons)
- Robust mechanism to help Subject Persons improve report data quality
- Notification and messaging system to inform about report status and feedback

About the new System



- Supports submitting Bank Account History electronically via XML Uploads
- A new registration by organisation and by user
- Subject Person User Management (Different Access Levels)
- Report Structure (XML Schema)
- Report Validation (via XML Schema, and Business Rules)
- History of Reporting and Statistics



Timeline

Reporting Entities Registration date:


April 2020

Cut-off date:

TBC – Expected a few days before Go-Live

Go-Live date:

Monday 22nd June 2020



Registration Process

The FIAU has setup 2 environments for goAML.

1. TEST Environment (TST)


URL: <https://goaml.fiumalta.org/tst>

Authentication: Unique to this system.

2. Production Environment (PROD)

URL: <https://goaml.fiumalta.org/prod>

Authentication: Unique to this system.




Registration Process

1. TEST Environment (TST)

<https://goaml.fiumalta.org/tst>

- Registration process is unique to this environment and not replicated to PROD.
- Two-factor authentication is enforced.
- This is available to anyone who would like to test and train his staff on how to submit STRs.
- Reporting entities that choose to report via XML can use this system to test their XML files.
- Testing of delegation is available on this system.
- Data will be disregarded on this system.
- This is an optional system to the reporting entities.
- Will be available until June 2020.



Registration Process

2. Production Environment (PROD)

<https://goaml.fiumalta.org/prod>

- Registration process is unique to this environment and not replicated to TST.
- Two-factor authentication is enforced.
- This system is currently only available to submit your registrations.
- No testing is possible on this system.
- Setup of delegation will not be available before go live date.
- No data submission is allowed before go live date.
- This is not an optional system to the reporting entities.
- The system will go live on 22nd June 2020.




Download of latest XML Schema and documentation

XML Schema Information Package

<https://fiumalta.org/Publications/goAML>

Communication Channel for Technical Support


goAMLtechnical@fiumalta.org



Questions and Answers

Q: I do not submit a lot of STRs in a year. What should I do?


A: If you are not a frequent STR submitter, you can use the web forms within the new goAML web application and you are not required to integrate your system with the XML schema provided. Having said so, please note that its important that all transactions are specified in the web form and only account statements should be attached with the web form.



Questions and Answers

Q: I am a frequent STR submitter and do not have time to integrate with your XSD. What are my options?

A: You always have the option of submitting your reports manually, similarly to the existing process, however this is instead done via a web form and submitted through our goAML web portal. Its important that all transactions are specified in the web form and only account statements should be attached with the web form. This should be only a temporary measure as it is ultimately important to submit the STRs in a complete and timely manner. The XML integration will allow entities to automate this.



Questions and Answers

Q: I am a MLRO and am appointed on more than one entity. Can I use my same login details to manage them all?

A: Yes, you can do so by registering yourself as an organization but specifying that you are a Professional. Once all your entities are separately registered with their unique email address, you can log in on each entity and delegate control to your MLRO organizational ID. When you log in with your MLRO account, you will see a drop down with your entities delegated to you for your control.

Q: I have registered but cannot log in. My account details are not valid. What shall I do?

A: If you have registered on PROD, you will only receive a confirmation email but you will not be able to log in before they are approved. Accounts will not be approved until the go live date. TST accounts will be however approved and you can log in.




Questions and Answers

Q: I am a professional not an entity. What registration form should I use?

A: All entities and professionals should register as an organization through the organization form. Professionals should specify the 'Suffix / Type of legal Entity' as a 'Professional'. The individual registration form is only applicable to the organizations that are already registered and have an organization ID generated.

Q: I have registered and received the confirmation email without the organization ID.

A: This happens when your organization is not yet approved. Please note that PROD registrations will be approved later on.



Questions and Answers

Q: I am setting up the two-factor authentication, what app should I use?

A: You may use the Microsoft Authenticator App or the Google Authenticator App.

Q: I cannot find my Authenticator app registration, how can I log in?

A: You can still opt to login via a code sent to your registered email.



Thank you!

goAML Project Team
goAMLtechnical@fiumalta.org

65C, Tower Street, Birkirkara BKR 4012, Malta

T. (+356) 21 231 333 F. (+356) 21 231 090 E. info@fiumalta.org W. fiumalta.org
